


DAV CENTENARY PUBLIC SCHOOL, JIND


SESSION 2022-23

**Summer Holidays
homework**



Name: _____

Grade: _____





Dear parents, a few suggestions for the holiday homework:



***Help your child to learn to write his/her name.**



***Make your child memorize the home address and the phone numbers of both the parents.**



***Encourage them to use magic words like "Sorry, Please, Thank you, You're welcome and Excuse me".**



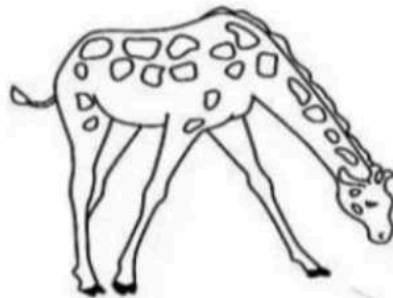




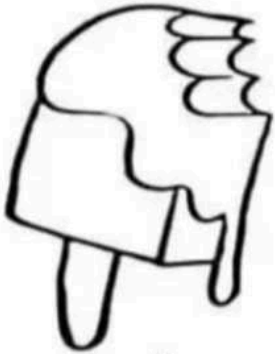


*** Please converse in English with your child.**



*** Please engage your child in simple household chores.**



Write the First Letter of Pictures



My Five Senses

Name: _____

Draw a line to match the picture to the right word:



taste



sight



smell



hear





touch

Work Sheet 3

व्यंजन

चित्रों और वर्णों (स्वर) को मिलाओ और चित्र के नीचे सही वर्ण लिखो :-



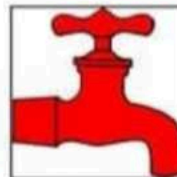
ग

च

छ

ख

क



थ

घ

झ

न

ज

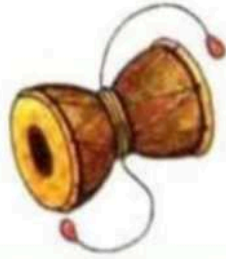


चित्र के नाम के पहले अक्षर को लिखो

Write the First Letter of the Picture

Indif.com

Blank writing lines for the first letter of the word 'Tabla'.



Blank writing lines for the first letter of the word 'Bangle'.




Blank writing lines for the first letter of the word 'Tomato'.



Blank writing lines for the first letter of the word 'Umbrella'.



Blank writing lines for the first letter of the word 'Bow'.



Blank writing lines for the first letter of the word 'Faucet'.



Blank writing lines for the first letter of the word 'Spoon'.



Blank writing lines for the first letter of the word 'Watermelon'.



स्वर

1 चित्रों और वर्णों (स्वर) को मिलाओ और चित्र के नीचे सही वर्ण लिखो :-




ऐ

ओ

आ

ऊ

ई



अ


अं

ई

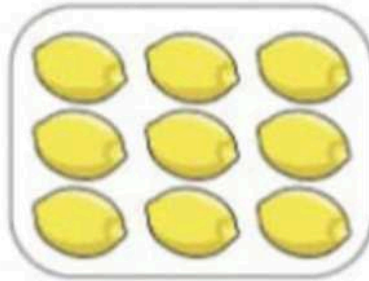
ए

ऊ


Count, color and write the numeral and number of objects in words.

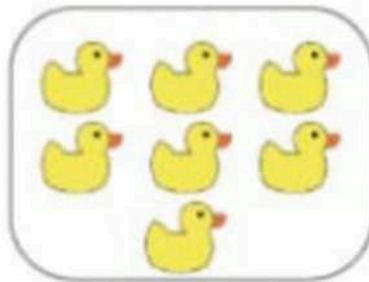



6 _____







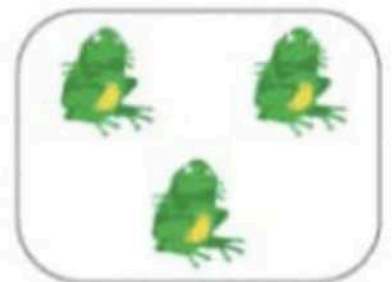










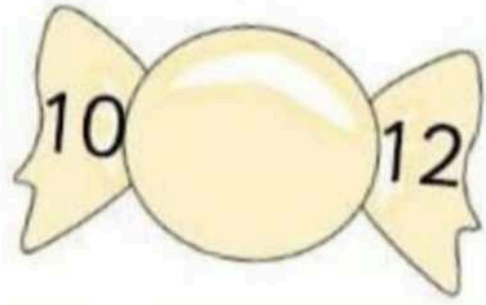
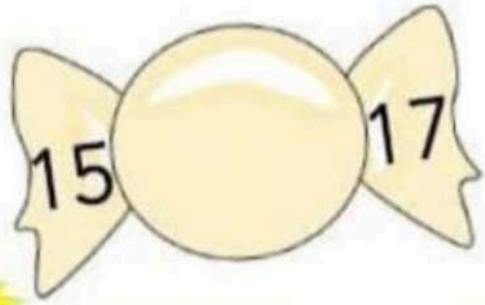
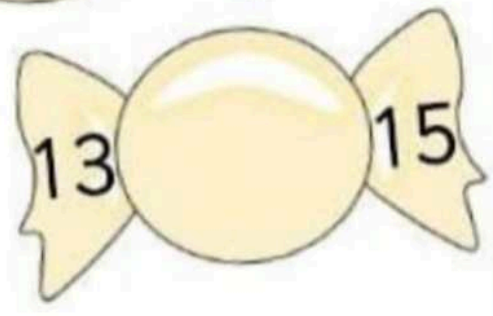
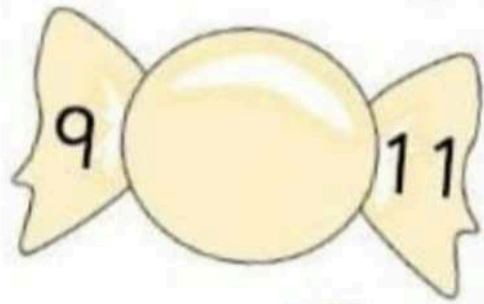
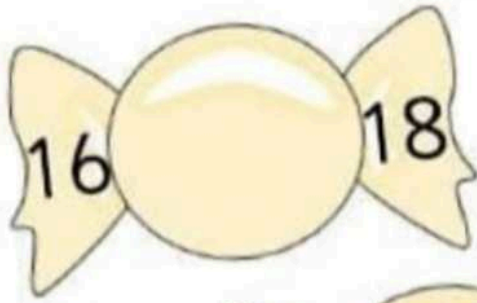
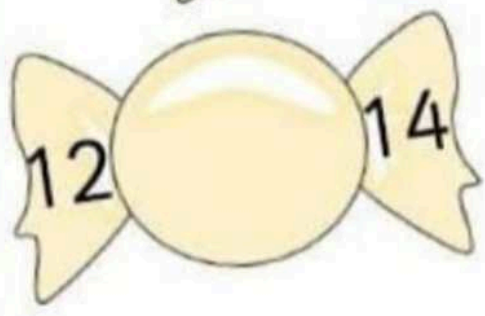
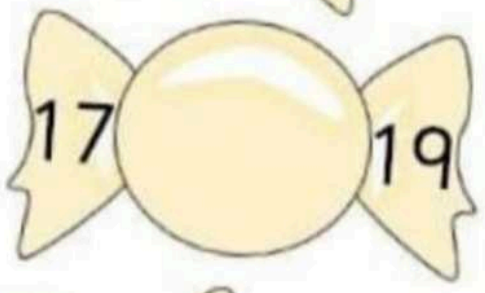
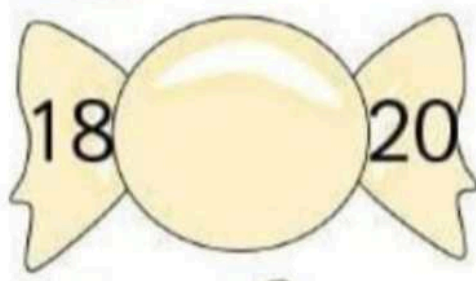
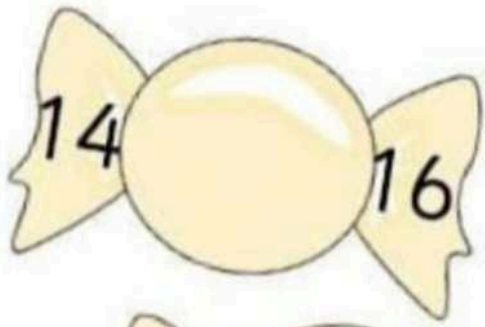
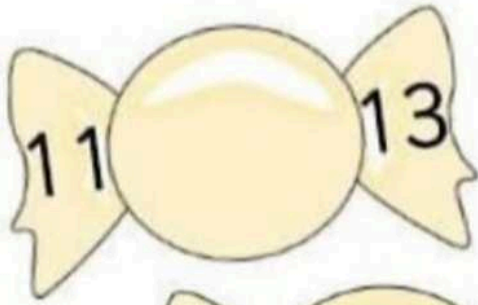


Name: _____

Date: _____

Numbers in Between

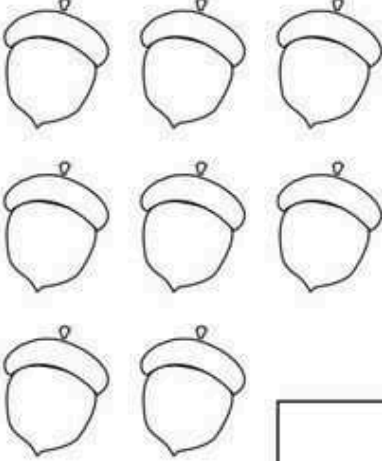





Write the numbers which come in between.



Name _____

Fall Counting

Directions: Count the objects, cut and paste the correct number.

 <input type="text"/>	 <input type="text"/>	 <input type="text"/>
 <input type="text"/>	 <input type="text"/>	 <input type="text"/>

5

3


7

2



9

8

Join the dots.



HELP THE SQUIRREL GET TO THE NUT



Craft

Colour the picture with bright colours and decorate it with thermocol balls. Cut along the dotted line and mount on any A-4 size sheet.



